05/12/2021 - installing transducer manifold - 2h

Category: 6.1. Firewall FFW
Published: Thursday, 06 January 2022 11:01
Hits: 851

Some more small tasks on the firewall forward installation.

Located the position for the transducer manifold. This is the small aluminum block that allows to plug lines and sensors. It's used to measure fuel pressure, oil pressure and manifold pressure and is located on the opposite side of the pilot side rib using and enlarging the existing holes.



I also started surfing a bit for a good location for the firewall penetration of the sensor wires and other electrics and came up with this image found on another builders website.



Enlarged the first hole #12 which is in common use with the F-7108-L rib. This is the center hole on the rib and the top hole in the transducer.
Then centered the transducer and drilled the other holes for AN3-5A Bolts as per the plans (VA-168 installation on OP-32).



Phoca PDF