28/03/2023 - FFW Passenger side brake lines - 1h30

Category: 4.4. Landing gear
Published: Thursday, 17 August 2023 23:57
Hits: 630

Moving on to the passenger side firewall forward brake line routing. As said in previous article, here is an image after cutting the line.



The next step is to insert the tube in the metal head of the fitting hardware. Just pushing it on and checking that it bottoms out.

In the next step, the gray head slides over the fitting and clicks on.

Then it's just a matter of thightening the red bolting side on.



When the fittings where installed, it was just a matter of connecting both side and ruting it via the lower bar of the engine mount.

Phoca PDF

28/03/2023 - FFW Passenger side brake lines - 1h30

Category: 4.4. Landing gear
Published: Thursday, 17 August 2023 23:57
Hits: 630



As I have no idea where everything will come, I only temporarily installed some adel clamps to hold the line in place.



Phoca PDF