Remade F-684 gussets - 04/01/2015

Category: 3.9. Forward and Center fuselage
Published: Thursday, 19 March 2015 12:34
Hits: 2008

I decided that I couldn't live with the positioning of the cutout in the original gusset that I made some days earlier. The edge distance of the last hole on the engine mount bracket was way to close to the cutout. Also because of the fact that :

- it's an easy part to copy and make again with a better placement of the cutout
- it's a crucial part that supports the whole weight of the firewall forward.
- it's good sport doing thing all over
- everybody seems to be doing these at lease twice :)

So I got out some .063 sheet. and started cutting two new angles.



The rough cut vs original piece.

The piece fully copied. You can clearly see the difference in the positioning of the cutout in this comparison.

The left piece is the original one, the right one the new one.



Both Parts re-made



Clecoed in place on both sides.

Phoca PDF

Remade F-684 gussets - 04/01/2015

Category: 3.9. Forward and Center fuselage
Published: Thursday, 19 March 2015 12:34
Hits: 2008





I am really pleased with this result. Some hours well spent.

Phoca PDF