07/08/25 - Wire reorganisation (part 2) - 9h

Category: 5.1. Planning electrical / instruments
Published: Thursday, 04 September 2025 07:27
Hits: 487

Made a modification on the center rib because the analog instruments were in the way of the original angle. Some time back I cut of part of the bottom flange and replaced it by a stiff angle on the opposite side. Now final rivetted it to the rib structure. (bottom angle in the image)



Some more reorganisation of wiring behind the panel on the passenger side.



Top down view.



Also the first bays just behind the firewall start looking more clean and organized. Still adding clamps here and there.



The area behind the switches and skyview.

Phoca PDF

07/08/25 - Wire reorganisation (part 2) - 9h

Category: 5.1. Planning electrical / instruments
Published: Thursday, 04 September 2025 07:27
Hits: 487



And the area behind the skyview modules and analog instruments in the center of the panel.

The main exercise here is to make sure the wires are organised in bundles and that they are not visible from within the seat.

Phoca PDF