28/07/2018 - Finishing F-714 aft deck - 1.5h

Category: 3.9b. Top Fuselage
Published: Thursday, 02 August 2018 08:12
Hits: 1056

Finished some rivetting work on the aft deck. I could squeeze the side rivet on the aft side of the F-714 and also 2 on aft of F-711E down elevator stop. The rest had to be shot and bucked so I needed some help of Cindy. Some of those rivets are blind bucking as it's hard to look inside while your arms are squeezed in the lightning holes. Overall I'm pleased with the result.



I had some time left and also rivetted F-709bulkhead on the F-714 aft decjk. Here also due to primer thickness had to size up lengths of the AN470 rivets.



Futuristic look from the inside. Quite a lot of rivets in a small location. The plane is held together by rivets, here's the proof of it :)



View from the rear.

Phoca PDF

28/07/2018 - Finishing F-714 aft deck - 1.5h

Category: 3.9b. Top Fuselage
Published: Thursday, 02 August 2018 08:12
Hits: 1056



Last task of the day was to install screws in the clips that guide the static line over the bulkhead. I initially thought of rivets but later changed my mind as it might be usefull and easier to replace the static line later.



Nuts on the back.



That's it for today.

Phoca PDF