28/07/2018 - F707B Angle clip and fitting to fuselage - 1h

Category: 3.9b. Top Fuselage
Published: Thursday, 02 August 2018 09:02
Hits: 1102

Rivetted the F-707B angle clip to the f-787 stiffener web. These can be rivetted together but it's not allowed yet to rivet the stiffener web to the F-707 bulkhead. The top rivets would interfere with rivetting the top skin to the bulkhead flange so don't rivet this yet.



Easy set with the pneumatic squeezer in no time.

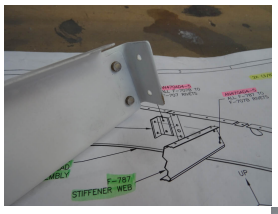

Then clecoed the stiffener web to the fuselage in between the J-stiffeners.



As I was doing that, I noticed that there is a problem with the J-stiffener on the passenger side. It looks like this stiffener slided backward while clecoing the skins and the front hardly reaches half way the bulkhead flange... grrrrr ! Another stupid error caused by working too fast. Will contact the mothership on this one as this doesn't seem to be a structural joint.

Phoca PDF

28/07/2018 - F707B Angle clip and fitting to fuselage - 1h

Category: 3.9b. Top Fuselage
Published: Thursday, 02 August 2018 09:02
Hits: 1102

Phoca PDF